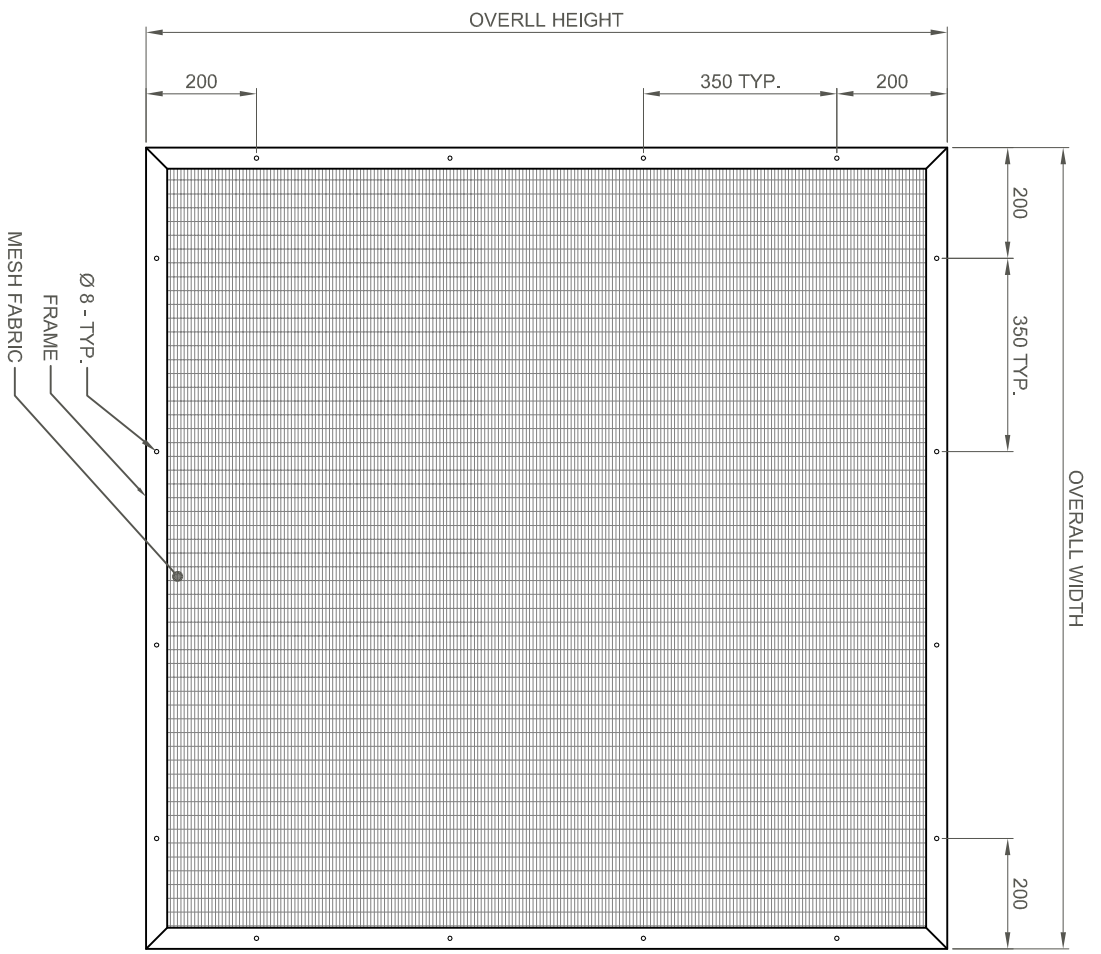
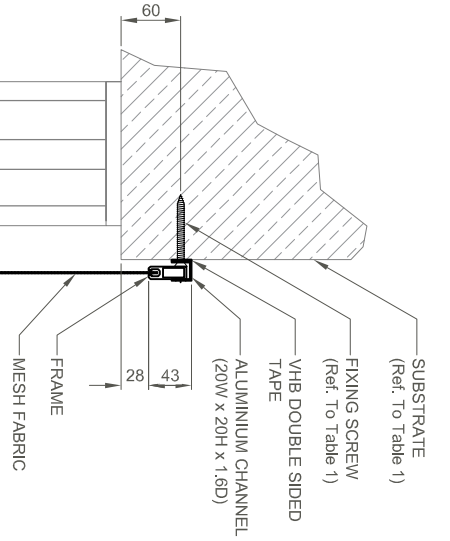


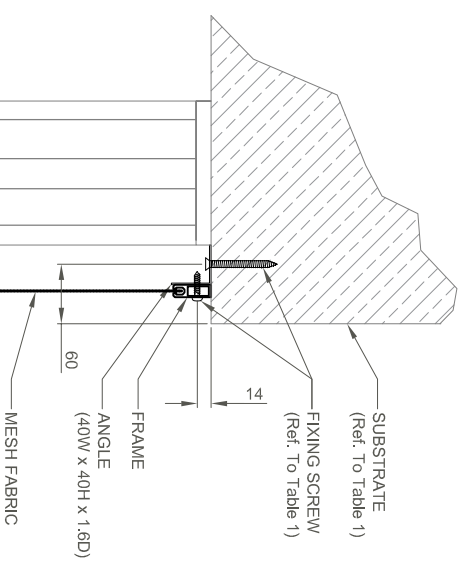
**1 ELEVATION**  
Scale N.T.S



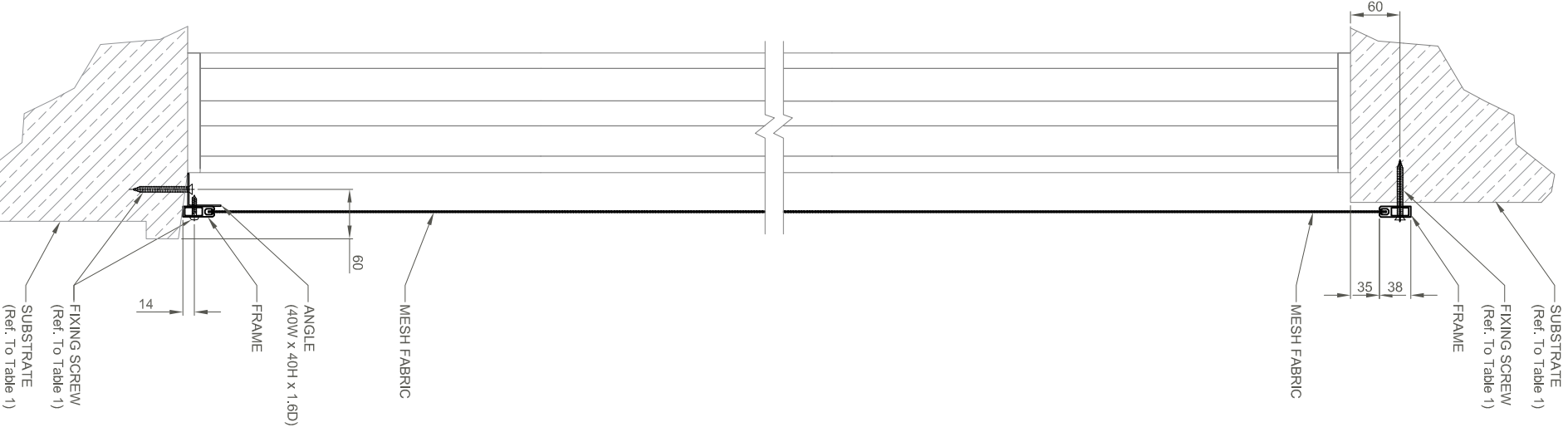
**2 DETAIL - FACE FIX**  
Scale N.T.S



**3 DETAIL - REVEAL FIX**  
Scale N.T.S



**4 DETAIL - FACE / REVEAL FIX**  
Scale N.T.S



**TABLE 1**

| SUBSTRATE                | HOLE SIZE INTO SUBSTRATE  | FIXING INTO SUBSTRATE   | HOLE SIZE INTO FRAME |
|--------------------------|---|---|----------------------|
| CONCRETE                 | Ø 6.0   | PRODUCT CODE: 41045<br>WURTH FIXING M7.5 x 72                 | Ø 8                  |
| STEEL                    | N/A   | PRODUCT CODE: A1063<br>SERIES 500<br>5.5mm / 12g - 24 x 65    | Ø 8                  |
| TIMBER                   | N/A   | PRODUCT CODE: 69010<br>COACH SCREW M6 x 75                    | Ø 8                  |
| BRICK                    | Ø 6.0   | PRODUCT CODE: 41045<br>WURTH FIXING M7.5 x 72                 | Ø 8                  |
| ANGLE (40W x 40H x 1.6D) | ANGLE TO FRAME: N/A<br>ANGLE TO SUBSTRATE: DEPENDING ON SUBSTRATE | PRODUCT CODE: A1106<br>WAFFER TEK SCREW 10-24 x 30 GR.410 S/S | Ø 8                  |

| MATERIAL | TYPE                | PPC           |
|----------|---------------------|---------------|
| FRAME    | ALUMINIUM FE38 / 51 | ANODISED      |
| SCREEN   | BRONZE ALLOY        | BLACK / WHITE |

**CLIENT APPROVAL**

APPROVED BY: \_\_\_\_\_

DATE: \_\_\_\_\_

**NOTES:**

- DO NOT SCALE FROM THE DRAWING.
- ALL DIMENSIONS ARE IN MILLIMETERS AND LEVELS ARE IN METERS UNLESS NOTED OTHERWISE.
- ALL DIMENSIONS AND LEVELS TO BE VERIFIED ON COMMENCEMENT OF WORK.
- IT IS RECOMMENDED THAT THE PRESENCE OF OBSTRUCTION BE CHECKED PRIOR TO INSTALLATION.
- FREE OBSTRUCTION FULL CURTAIN LENGTH REMOVAL CALLING ACCESS TO BE PROVIDED FOR THE LIFE OF THE CURTAIN SYSTEMS AND FUTURE MAINTENANCE.
- NO FINING BY OTHERS TO EITHER HEADBOXING OR FINE CURTAIN SIDE GUIDES.
- ON THE CURTAIN SIDE GUIDES IN S/S AS UNLESS NOTED OTHERWISE.
- ROCKING OVER 2.5 METRS TO HAVE A VISIBLE JOINT SEAL IF REQUIRED ARE IN A LIGHT GREY COLOUR WHERE VISIBLE.
- ALL SUB STRUCTURES TO BE SUITABLY FIRE RATED TO BE SUITABLE TO BE PLUMB & TRUE PRIOR TO CURTAIN INSTALLATION.
- ALL DIMENSIONS ARE SUBJECT TO +/- 10MM TOLERANCE.

**LEGEND:**

| PRODUCT TYPE                                 |
|--|
| <input type="checkbox"/> PROPOSAL            |
| <input type="checkbox"/> COORDINATION        |
| <input type="checkbox"/> APPROVAL            |
| <input type="checkbox"/> AS FOR CONSTRUCTION |
| <input type="checkbox"/> AS BUILT            |

| REV | DESCRIPTION | DRAWN | DATE |
|-----|-------------|-------|------|
|     |             |       |      |
|     |             |       |      |
|     |             |       |      |
|     |             |       |      |
|     |             |       |      |
|     |             |       |      |
|     |             |       |      |
|     |             |       |      |
|     |             |       |      |
|     |             |       |      |
|     |             |       |      |

**greene**  
f i r e

Unit 12, 7-11 Parawana Road,  
Taree Point NSW 2229  
Tel: (02) 9526 3100  
Fax: (02) 9526 3111  
Email: info@greeneffire.com.au  
Web: www.greeneffire.com.au

ALL RIGHTS RESERVED. THIS DESIGN MAY NOT BE REPRODUCED OR TRANSMITTED IN ANY FORM OR BY ANY MEANS, ELECTRONICALLY OR MECHANICALLY, WITHOUT THE WRITTEN PERMISSION OF THE COPYRIGHT HOLDER.

PROJECT: \_\_\_\_\_

PROJECT REF: \_\_\_\_\_

CUSTOMER: \_\_\_\_\_

DRAWING TITLE: **SMART LOUVRE INSTALLATION**  
**GENERIC DRAWING**

DRAWN: JC  
CHECKED: MH

DATE: 14.03.17  
APPROVED: \_\_\_\_\_

SCALE: N.T.S

DRAWING NO: **700-003-MK**      REV: **1**